

CALIFORNIA

WHO ARE TODAY'S STUDENTS?

Nationally, today's students are more diverse than any previous generation of college students: in age, race, and income level. They're more mobile and may not live on campus. Most participate in the workforce, either full-time or part-time. Work and family responsibilities beyond the classroom—whether that is on-campus or online—often compete with today's students' educational goals.

NATIONWIDE, TODAY'S STUDENTS ARE:

37%

OLDER THAN 25



64%

WORKING WHILE
IN COLLEGE



24%

PARENTING



13%

LIVING ON CAMPUS



40%

PART-TIME



IN CALIFORNIA...

Michele Siqueiros, President of the Campaign for College Opportunity and member of Higher Learning Advocates' Champions Network, is a leading voice for affordability, access, success and equity in higher education.

// College and university faculty should see their students as successful, and in doing so, work to ensure those students are given every opportunity to earn their degrees. To do this, they must collect data, set goals that ensure students get to and through their campus in a timely manner, and be transparent with their students about the options available to them for financial aid, for course placement, for transfer pathways, and for any additional support offered to students. //

MICHELE SIQUEIROS' POLICY POWER PLAYS:

- Make today's students the center of policy decisions.
- Change the focus of policy from ensuring students are college-ready to also ensuring institutions are student-ready.
- Create a path forward for undocumented and DACAmented students within higher education.

CALIFORNIA



SNAPSHOT: How do California's numbers stack up?

To better understand how California compares to the national higher education landscape, look to the data below detailing trends in enrollment, federal student aid, tuition and fees, earnings, and attainment comparing national and state level data.

ENROLLMENT

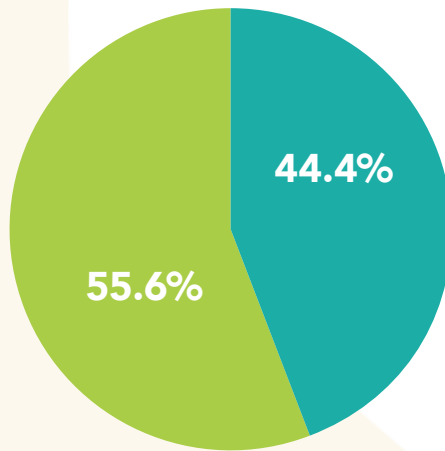
California's Fall Student Enrollment, 2017

California's total student enrollment is

2,758,247

56%

California students attend full-time.



- Full-time
- Part-time

Source: U.S. Department of Education, National Center for Education Statistics. Integrated Postsecondary Data System (IPEDS), Enrollment by Student Level survey, Fall 2017 preliminary data. Includes undergraduate and graduate fall enrollment.

FEDERAL STUDENT AID

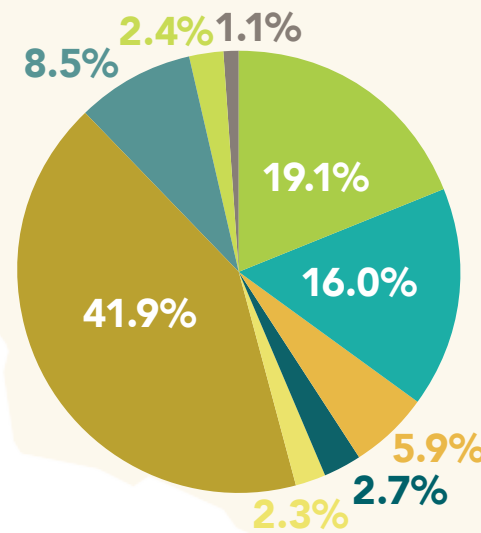
California Federal Student Aid Portfolio

About

47%

of California's college students and their families take out federal student loans,¹ compared to

70% nationwide.²



- Direct Loan Subsidized
- Direct Loan Unsubsidized Undergraduate
- Direct Loan Unsubsidized Graduate
- Parent PLUS
- Grad PLUS
- Pell Grant
- Federal Supplemental Education Opportunity Grant (FSEOG)
- Federal Work Study
- Perkins Loan

Source: Federal Student Aid Data Center. Direct Loan Program. AY 2016-2017 Quarter 4, Award Year Summary. <https://studentaid.ed.gov/sa/about/data-center/student/title-iv>

Source: Federal Student Aid Data Center. Grant Volume. AY 2016-2017 Quarter 4, Award Summary. <https://studentaid.ed.gov/sa/about/data-center/student/title-iv>

Source: Federal Student Aid Data Center. Campus-Based Program. AY 2016-2017. <https://studentaid.ed.gov/sa/about/data-center/student/title-iv>

¹Includes Direct Subsidized Loan, Direct Unsubsidized Loans, Parent PLUS, Grad PLUS, and Perkins Loan.

²<https://www.cnbc.com/2017/07/03/this-is-the-age-most-americans-pay-off-their-student-loans.html>

CALIFORNIA



SNAPSHOT: How do California's numbers stack up?

TUITION & FEES

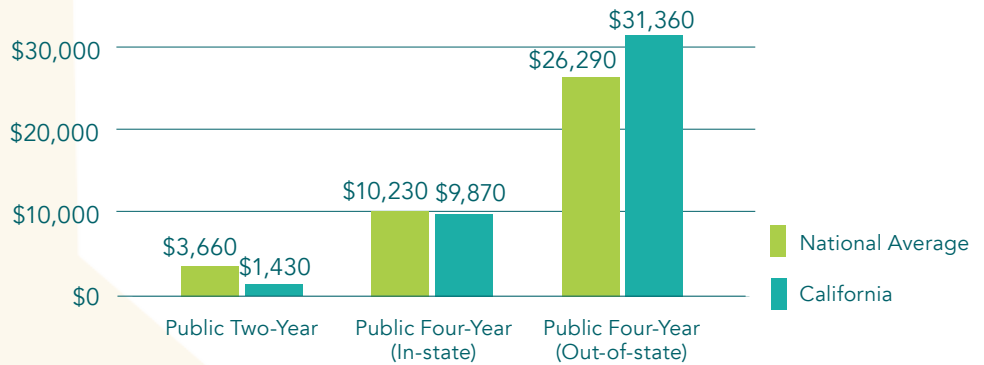
California's institutions of higher education tuition & fees are below the national average at public two-year institutions and for in-state students attending public four-year institutions.

Source: College Board. *Trends in College Pricing 2018*. Figure 5 and 6. <https://trends.collegeboard.org/college-pricing>

Source: College Board. *Average Tuition and Fees and Room and Board in Current Dollars, 2017-18 and 2018-19*.

<https://trends.collegeboard.org/college-pricing/figures-tables/average-published-undergraduate-charges-sector-2018-19>

Average Tuition & Fees | 2018-2019



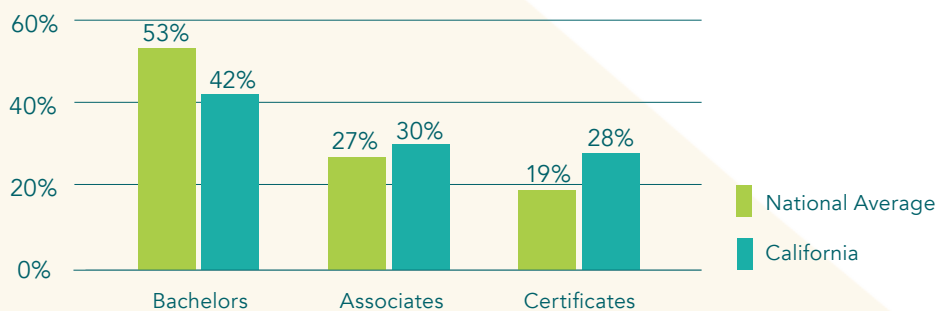
ATTAINMENT

In 2016-2017, below-average rates of California students obtained bachelor's degrees compared to the rest of the nation.

Source: U.S. Department of Education, National Center for Education Statistics. *Integrated Postsecondary Education Data System (IPEDS), Completions Survey by Gender, 2015-2016 academic year*.

Source: U.S. Department of Education, National Center for Education Statistics. *Higher Education General Information Survey (HEGIS), "Degrees and Other Formal Awards Conferred" surveys, 1970-71 through 1985-86; Integrated Postsecondary Education Data System (IPEDS), "Completions Survey" (IPEDS-C:87-99); and IPEDS Fall 2000 through Fall 2016, Completions component*. https://nces.ed.gov/programs/digest/d17/tables/dt17_318.40.asp

Percentage of Degrees & Certificates Awarded | 2016-2017



CALIFORNIA



SNAPSHOT: How do California's numbers stack up?

ATTAINMENT *continued*

As of February 2019,

49.1%

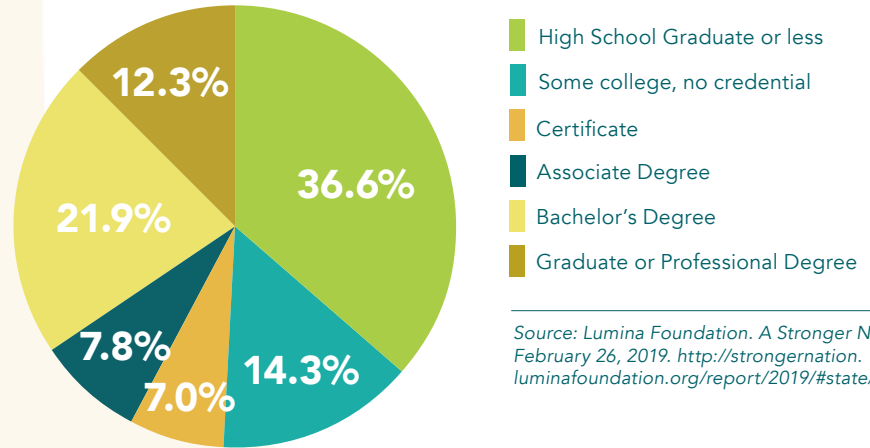
of California residents ages 25-64 have obtained a certificate or postsecondary degree.

NATIONALLY,

47.6%

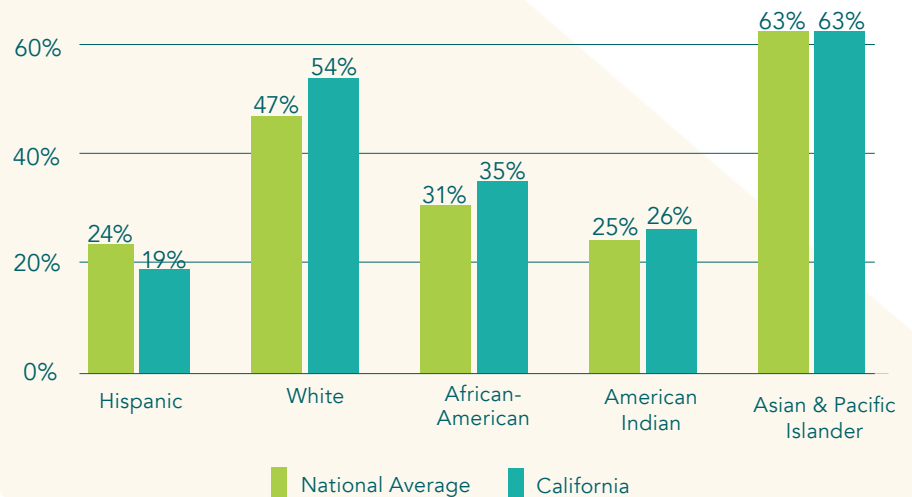
of Americans ages 25-64 have obtained a certificate or postsecondary degree.³

California Education Levels for Residents Ages 25-64



Source: Lumina Foundation. A Stronger Nation. February 26, 2019. <http://strongernation.luminafoundation.org/report/2019/#state/CA>

Percentage of California Residents Ages 25-64 with at least an Associate's Degree by Race



Source: Lumina Foundation. A Stronger Nation. February 26, 2019. <http://strongernation.luminafoundation.org/report/2019/#state/CA>

³ <http://strongernation.luminafoundation.org/report/2019/#state/CA>

CALIFORNIA



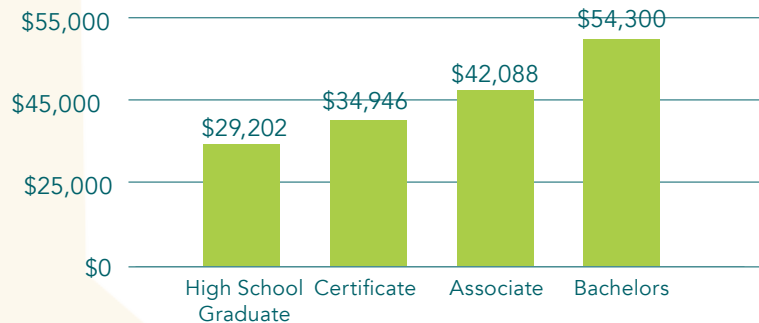
SNAPSHOT: How do California's numbers stack up?

EARNINGS AND EMPLOYMENT

Americans who earn a postsecondary degree or credential have higher earnings potential.

Source: Georgetown University Center for Education and Workforce. Certificates: Gateway to Gainful Employment and College Degrees. <https://cew.georgetown.edu/cew-reports/certificates/>

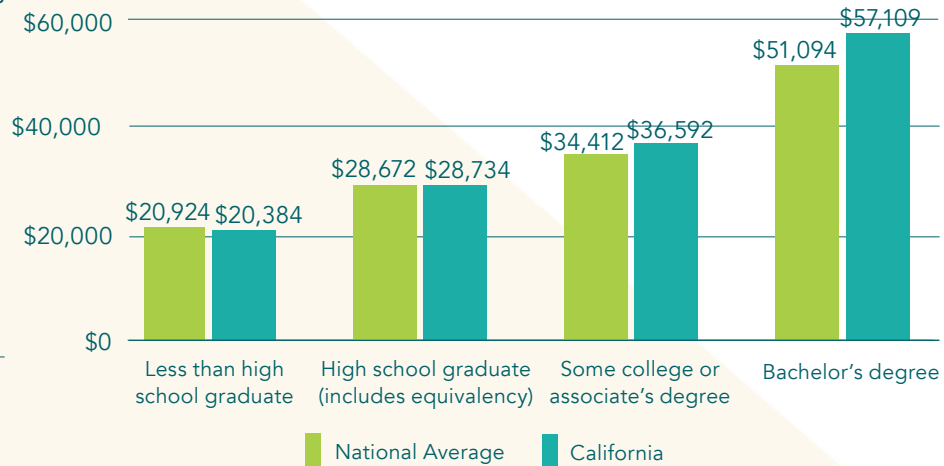
National Average Earnings of U.S. Workers By Educational Attainment



California workers with higher levels of postsecondary attainment have more earning power than their peers with less than a bachelor's degree. The median earnings of California residents is above the national average for high school graduates and residents with postsecondary degrees.

Source: U.S. Census Bureau, Earnings in the Past 12 Months, 2012-2016 American Community Survey 5-Year Estimates. https://factfinder.census.gov/faces/tableservices/jsf/pages/productview.xhtml?pid=ACS_09_5YR_S1501&prodType=table

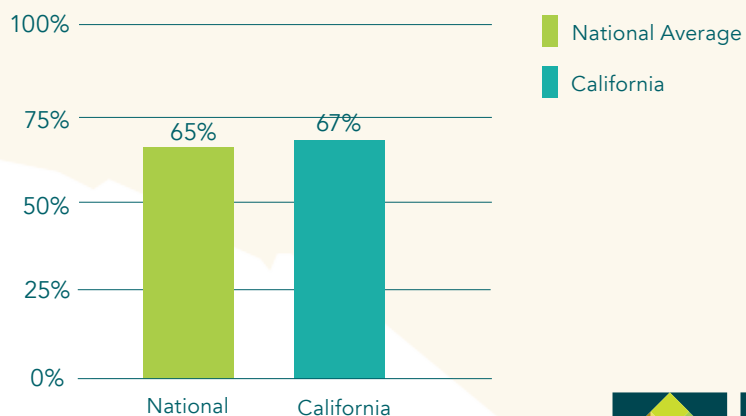
Median Earnings by Educational Attainment for California Residents Aged 25 and Over



The majority of jobs nationwide in 2020 will require education beyond high school.

Source: Anthony P. Carnevale, Nicole Smith, and Jeff Strohl. Georgetown Center for Education and Workforce. Recovery: Job Growth and Education Requirements through 2020. June 26, 2013. <https://cew.georgetown.edu/cew-reports/recovery-job-growth-and-education-requirements-through-2020/>

Percentage of Jobs that will Require Postsecondary Education by 2020



WHAT CHALLENGES DO TODAY'S STUDENTS FACE?

AFFORDABILITY

49%

FINANCIALLY
INDEPENDENT



31%

AT OR BELOW

FEDERAL
POVERTY
LINE

PART-TIME VS.

40%

PART-TIME



COMPLETION

38%

OF STUDENTS



with additional
financial, work,
and family
obligations

leave school in their
first year⁵

WORK

64%

WORK WHILE
IN COLLEGE



PARENTING

24%



EMERGENCY COSTS



Early data from the University Innovation Alliance (UIA), a coalition of eleven public research universities, shows that about **4,000 Pell-eligible college seniors**, who are in good academic standing, are at risk of being dropped from their classes or not allowed to graduate because **less than \$1,000 is owed to their institutions.**⁴

VETERAN-STATUS

4% OF
UNDERGRADS
ARE VETERANS



but they face unique challenges, such as applying competencies learned in military service to civilian careers and academics.

HOW CAN FEDERAL POLICY HELP SET TODAY'S STUDENTS UP FOR SUCCESS?

Outcomes are critical for today's students—including completion, employment, equity, and value—to be gained from higher learning. Federal policy needs to catch up to the way that today's students are learning and reward institutions and systems that deliver the strongest career and educational outcomes.

FEDERAL FINANCIAL AID should be redesigned with a focus on the needs of a wide range of students, especially those who work full- or part-time, are financially independent, or need to enroll in courses outside the traditional two-semester approach. Redesign approaches could include rethinking Pell eligibility for workforce programs, or simpler loan repayment to match today's students' needs.

DATA gathered through federal, state, and workforce data systems should cover the full spectrum of today's students, not just first-time, full-time students. Today's students, families, schools, and taxpayers need clear information to make informed choices about higher learning.

⁴ https://www.insidehighered.com/sites/default/server_files/files/Completion%20Grants%20release%208_16_17%20FINAL.pdf

⁵ <https://www.luminafoundation.org/todays-student-statistics>